

K-6

Part 2- A Very Sad Day

Genesis 3

Main Point- Adam and Eve disobeyed God and His Word. God punished them for their disobedience.

Intro: Have 2 leaders act out the following scene . (Have jar of biscuits as prop)

Sarah: Mum can I have a biscuit?

Mum: No

Sarah: Why not! I am starving!!

Mum: No, it is almost dinner time

Sarah: But I am starving! (Mum walks off)

Sarah: (talking to herself) I am really hungry, I am sure it won't hurt if we eat just one biscuit. I am sure mum will not even notice. Sarah takes a biscuit and eats it. As Sarah is finishing the biscuit Mum comes back into the room.

Mum: Sarah time for dinner.

Sarah: (Trying to talk with biscuit in mouth) Yes Mum.

Mum: Sarah, what is in your mouth?

Sarah: Nothing

Mum: You ate a biscuit when I told you not to.

Sarah: (looking at feet ashamed)

Mum: Sarah you disobeyed me. You did what I asked you not to. I asked you not to eat a biscuit, but wait for dinner. Now you will need to be punished. I had make a cake for dessert tonight- your favourite Chocolate, but now you will not be having any, but going straight to bed after you eat your sausages and vegetables. Your father and I will eat the cake without you!

That was a sad story wasn't it. What did Sarah do wrong? What did her mum do?

Sarah made a choice to disobey her mum. Sarah made a bad choice.

We are going to read from "The Big Picture Story Bible" about how God's people disobeyed him and what happened. Listen and see if you can hear what they did wrong and how God felt about it? Did they make a good or bad choice?

Read: Part 2- A Very Sad Day from "The Big Picture Story Bible" Page 37

Summary: The people had to choose between obeying God or listening to Satan. : Adam & Eve's choice to disobey God first brought bad results into the good world that God made. God punished them because they disobeyed His Word, which was meant to rule over His place and His people. The promise was that one day someone would come and crush Satan's power over people.

Prayer:

Dear God,

We are sorry that Adam and Eve chose not to obey you and your Word. We are sorry when we disobey you. We are sorry for the wrong things we do at home and school. (Leave space for the children to pray silently about wrong things they have done.) Please forgive us. Thank you that you have a plan for us to be friends with you.

Amen

Activity/Game:

Heads (hand on Heads/True) and Tails (hands on bottoms/False)

Children all stand up and do heads or tails depending if they think the answer is right or wrong.

If the children get the incorrect answer they sit down.

- The world God created in the garden was good (Heads)
- Satan was friends with God (Tails)
- Satan tempted the people to eat from the tree? (Heads)
- Satan told Adam and Eve that they would not die (Heads)
- Satan the snake ate the fruit from the tree (Tails)
- Adam and Eve chose to disobey God(Heads)
- Adam and Eve made a good choice (Tails)
- Adam and Eve ate the fruit and disobeyed God and doubted His goodness (Heads)

- God didn't mind that Adam and Eve ate the fruit (Tails)
- God was very angry that they ate the fruit (Heads)
- God cursed the snake(Heads)
- God was angry but did not punish Adam and Eve (Tails)
- God punished Adam and Eve by making them leave the garden (Heads)
- God punished Adam and Eve because they disobeyed God's word and His rule. (Heads)
- God said that Satan would rule the world one day (Tails)
- God promised that one day someone would rescue His people and crush Satan's power (heads)
- To the children left standing- who do you think it is? (Jesus)

Memory Verse: "In the beginning God created the heavens and the earth" Genesis 1:1

Preparation: Type memory verse onto a piece of paper and copy onto different coloured paper. Cut each page into 7-8 pieces. Put in plastic bag. Put children in groups. When each group has finished their puzzle, they have to stand up and recite memory verse together.

Craft:

- 3D Apple (see attached) Cut out apple shapes and cut along solid line in apples. Colour or decorate apples. Put apples together by sliding one over the other slot. Tape at the stalk to secure. You could add string at the top to hang up.
- Make snake out of playdough.
- Stick clothes on Adam and Eve pictures (see attached)
- Paper snake.- have children write on snake "Adam and Eve chose to listen to the snake and disobey God." (see attached)
- Activity sheets (see attached)
- Colouring in sheet (see attached file)

Games:

- Sin ball - Children stand in a group. Leaders stand on the side and roll ball across room. The children have to jump. Explain the ball represents sin- How Satan tempted Adam and Eve to do the wrong thing. If you get hit with the ball on your legs you join the outside and roll the ball. Play till one child left. Discuss with children that there are bad things everywhere and we need to make choices as to what to, so we can try not to sin.

From www.sundayschoolkids.com

SERPENTS OF THE BIBLE - OLD TESTAMENT

Easy to make snake for two great Bible stories

Title



Bible Serpents
Old Testament Snakes
Make a Crafty Snake

Better for boys, but girls will do it too.

Multi-use SERPENT - 3 variations

1. Creation: The garden of Eden story

2. Moses Exodus: Moses turns his rod into a serpent



Activity Information

EASY TO CUT and MAKE

All from the same base pattern

OPTIONAL IDEAS IF YOU HAVE TIME:

1. Straight snake
2. Coiled snake
- 3 Twisted snake

Color and decorate the snake - like diamond backs or stripes, or whatever.

If you are using the serpent fro the Garden of Eden story, you can have the class write either, "SIn", "Temptation", or the "devil" on the snake. Have the children think about what sin or temptation they want to overcome in their lives, then have them crumple, rip or otherwise destroy the snake. They can overcome sin and temptation with God's help.

Twist fold or roll at the end is optional

Grade Level Span

Grades: 2 to 6

CAUTION

Cutting and gluing are quite easy for young kids, but the snake may be a bit too scary for younger children.

Category

Old Testament serpents, Snakes, sin, the devil.

Bible Reference Teacher Information



Creation: The serpent in the Garden of Eden

The Devil, temptation and sin are all enveloped in the idea of the Serpent - snake. Genesis chapter 3

Exodus: Moses and the Rod (staff)

Moses first encounters a serpent by the Lord's call (Exodus 4) and uses his God given power in the Pharaoh's presence in Exodus 7: 1-14 when his serpent eatswell it's an exciting story.

A serpent is usually referencing a really large snake.

Materials



Material Checklist

- Copy activity Page for each student
- Scissors
- White glue or glue stick
- Crayons or Markers

Children's Instructions

(time- about 10 minutes)

Identify the 3 sections:

Head section
Middle section (plain rectangle)
Tail section (pointed)

1. Cut out the 3 pieces



2. Put glue on glue area 1 and 2.
3. Place the unglued end of the plain rectangle over glue area 1 of the head section
4. Place the plain end of tail section over glue area 2



You should have one long piece.

5. Fold 1 is the dashed line going from the "Forked tongue" all the way to the tail. Fold on this line.

6. you should see "Glue before final fold" several times all the way down this area. Glue where it says to glue and along entire body. (NOT THE HEAD)



7. Next fold the strip over the glue (DO NOT GLUE THE HEAD)



8. You can spread the head apart to open the mouth and color the forked tongue red or green.

**FOR MOSES ROD stop here.
Decorate or color the snake.**

**For the Serpent from the Garden of Eden, continue.
Twist or Coiled snake.**

9. **Twist fold** as shown here all the way down the body. twisting in the same direction all the way will give your snake a flexible body. Twist folding one way way and then another will change the shape of you snake too.





all twisted

10. Option **COILED SNAKE**

Just grab the tail and roll it around your fingers until you reach the head.



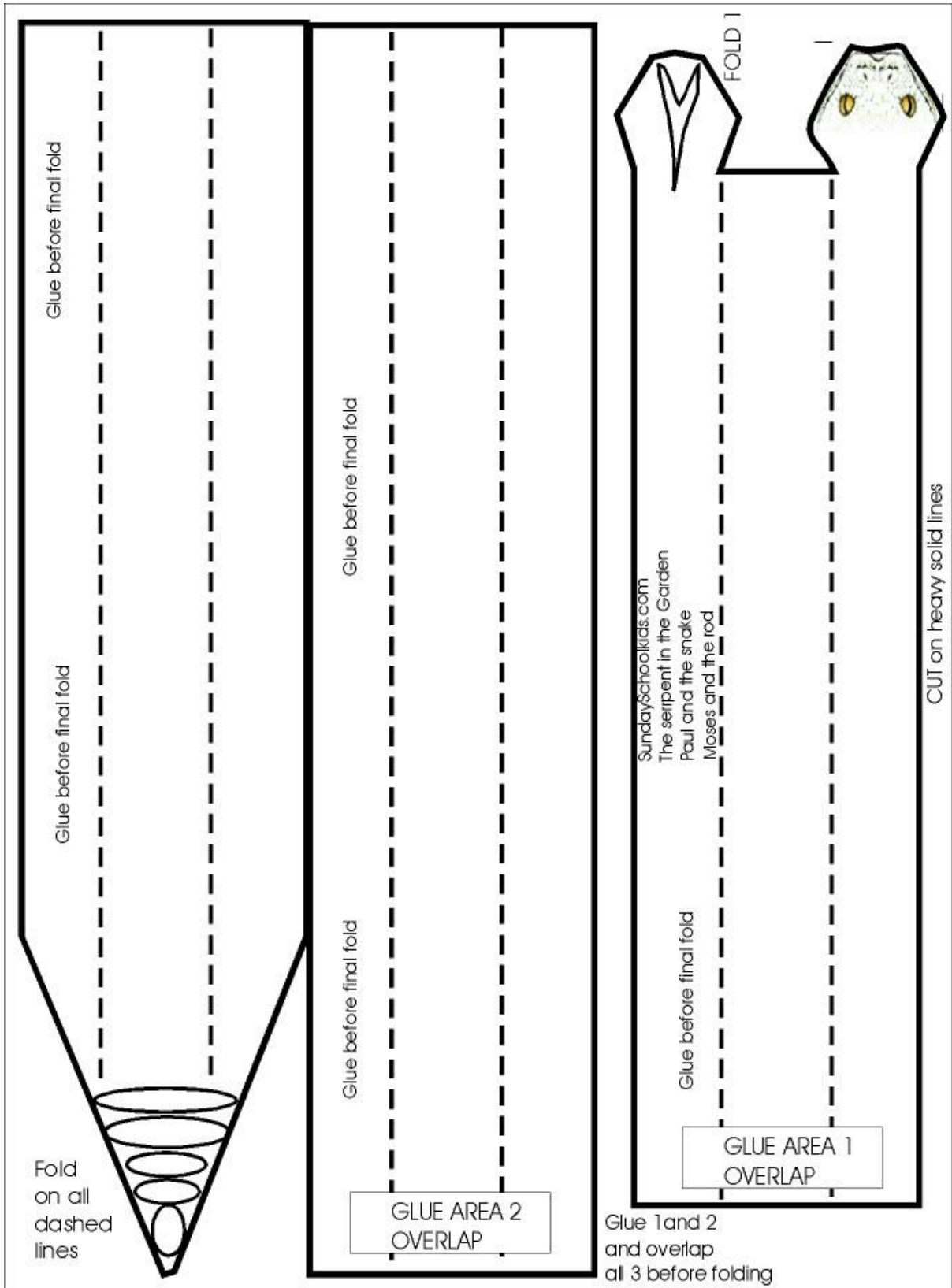
10 a.



10b

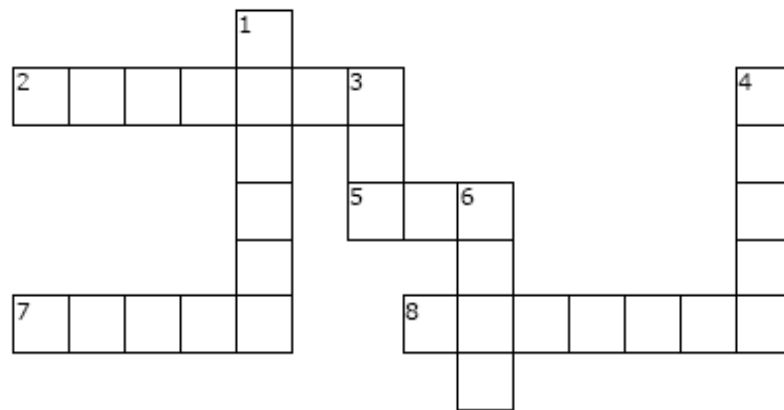


10c



Temptation in the Garden

"You will not surely die," the serpent said to the woman. "For God knows that when you eat of it your eyes will be opened, and you will be like God, knowing good and evil." Genesis 3:4-5 (NIV)



ACROSS

2. The man to whom a woman is married
5. To put food into the mouth, chew it, and swallow it
7. An adult female human being
8. The creature that tempted Eve; a snake

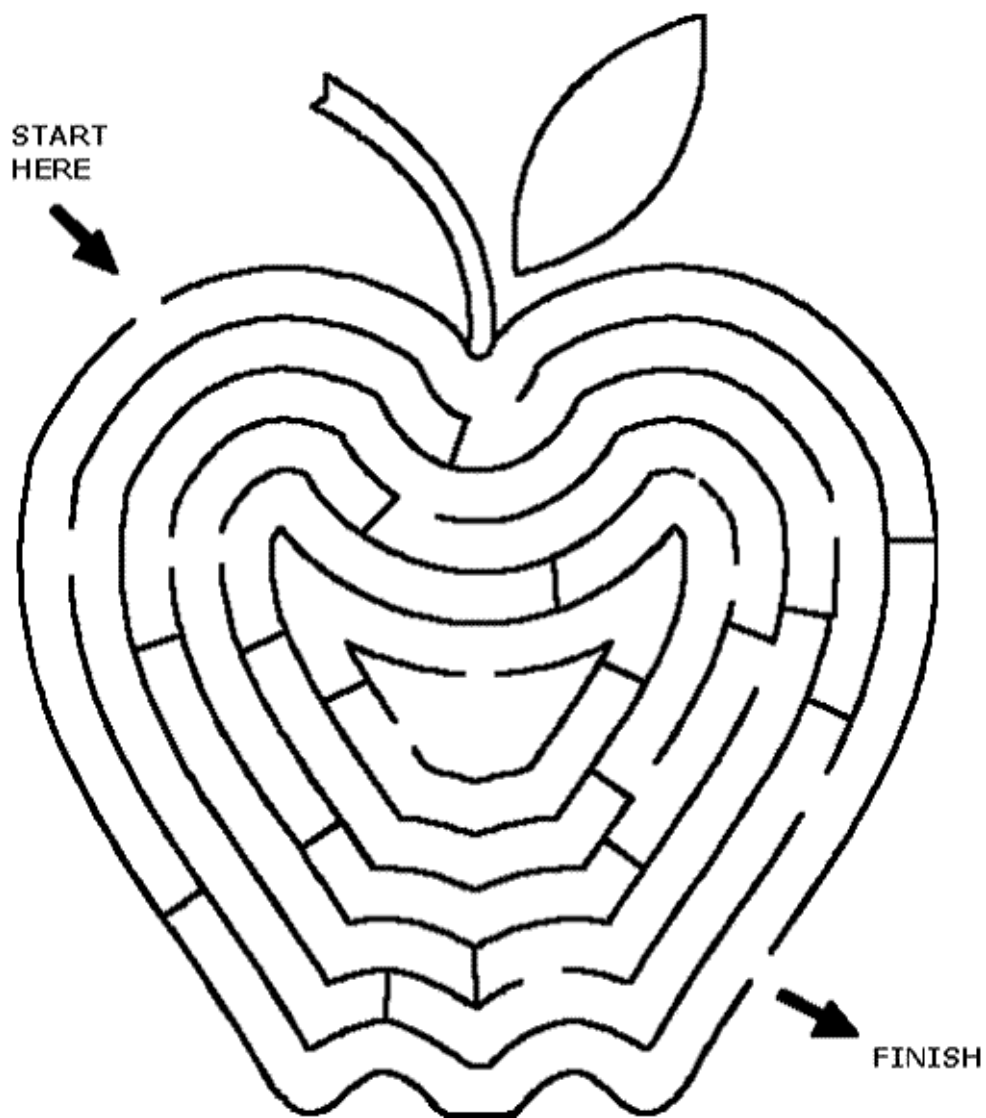
DOWN

1. A piece of land where flowers and other plants are grown
3. To stop living
4. The sweet-tasting part of a tree which can be eaten
6. A tall plant which has a wooden trunk and branches

WOMAN	HUSBAND	SERPENT	TREE
FRUIT	GARDEN	EAT	DIE

www.sermon4kids.com

The Temptation Genesis 3: 1-7



www.calavrykids.com

Temptation in the Garden



"You will not surely die," the serpent said to the woman. "For God knows that when you eat of it your eyes will be opened, and you will be like God, knowing good and evil." Genesis 3:4-5 (NIV)

The puzzle is based on Genesis 3:1-7 (NLT).

X E A T E Z N L L T L S Y G I
 S E R P E N T A O G O X C J P
 G V O T P S N D K V K U H G Y
 O R X K Q D N J Y E Z V C A E
 O X Q F L A F F T E D Q G H T
 D V Z I B N K F Y C R A F T Y
 G E W S I R I N J N C F W K Q
 J W U E F E K B O T R E O D K
 A H F Y R F V F D W B Z M I A
 M N U E U O J I P W S F A E V
 T I I S I O E L L Z I R N P Q
 D R D M T D M Q P O J S K X Q
 F B E D A U X B V P G A D B U
 G G X E L L F T C Q E N W O D
 K R I P S E S T G A R D E N M

KNOW	EYES	GOOD	CRAFTY	ANIMALS
EAT	DIE	TREES	HUSBAND	WISDOM
EVIL	WOMAN	FOOD	FRUIT	GARDEN
MIDDLE	WILD	SERPENT	TOUCH	NAKED